

Joker's Jewels

GAME RULES

All symbols pay from left to right on adjacent reels starting from the leftmost reel.
BONUS pays on any position.



5 - 1250
4 - 250
3 - 50



5 - 5000
4 - 1000
3 - 100



5 - 1000
4 - 200
3 - 50



5 - 1000
4 - 200
3 - 50



5 - 200
4 - 50
3 - 20



5 - 200
4 - 50
3 - 20



5 - 200
4 - 40
3 - 20



5 - 200
4 - 40
3 - 20
2 - 5

VOLATILITY

High volatility games pay out less often on average but the chance to hit big wins in a short time span is higher

All symbols pay from left to right on selected paylines.

All wins are multiplied by bet per line.

Bonus wins are multiplied by total bet.

All values are expressed as actual wins in coins.

Only the highest win is paid per line.

When winning on multiple paylines, all wins are added to the total win.





SPACE and ENTER buttons on the keyboard can be used to start and stop the spin.

The theoretical RTP of this game is 96.5%

Malfunction voids all pays and plays.

HOW TO PLAY

Click the  or  buttons to change the bet value and open the bet menu.
Select the bet you want to use in the game.

Press the SPIN button to play.

MAIN GAME INTERFACE


 opens the SETTINGS menu that contains settings which affect the way the game is being played.

 toggles sound and music on and off

 opens the Information page

CREDIT and BET labels show the current balance and current total bet.

Click on the labels to switch between coins view and cash view.

 and  change up or down the current bet and open the bet menu, where you can change the bet denominations.

 starts the game

 AUTOPLAY opens the automatic play menu

SETTINGS MENU

QUICK SPIN – Selects the Quick Spin setting for game reels to start automatically and stop as soon as released

INTRO SCREEN – toggles the introductory screen on and off

AMBIENT – toggles the ambient sound and music in the game on and off

SOUND FX – toggles the game's sound effects on and off

GAME HISTORY – opens the game history page

INFORMATION SCREEN

 and  scroll between information pages

 closes the information screen

BET MENU

The bet menu shows the number of lines available in the game, and the current total bet in both coins and cash.

Use the  and  buttons in the COINS PER LINE and COIN VALUE fields to change the values.

AUTOPLAY

Click on the buttons showing the number of possible auto-spins to start Autoplay

SKIP SCREENS option auto-skips the feature introduction and end screens after a short period of time

©2018, Pragmatic Play™

STOP AUTOPLAY

ON ANY WIN – whenever you win something, the Autoplay function stops

IF FEATURE IS WON – whenever a feature like bonus game or free spins is won, Autoplay will stop

IF SINGLE WIN EXCEEDS – whenever a single win is above the sum written in this field, the Autoplay function stops

IF CASH INCREASES BY – whenever your current balance is above the sum written in this field, the Autoplay function stops

IF CASH DECREASES BY – whenever your current balance is below the sum written in this field, the Autoplay function stops

START AUTOPLAY – starts the Autoplay function