

WOLF GOLD

GAME RULES

All symbols pay from left to right on adjacent reels starting from the leftmost reel.



5 - 500
4 - 250
3 - 25



5 - 400
4 - 150
3 - 20



5 - 300
4 - 100
3 - 15



5 - 200
4 - 50
3 - 10



5 - 50
4 - 20
3 - 10



5 - 50
4 - 20
3 - 5



5 - 50
4 - 20
3 - 5



5 - 50
4 - 20
3 - 5



5 - 500
4 - 250
3 - 25



3x pay
1x total bet

This symbol is WILD and substitutes for all symbols except for Scatter and MONEY SYMBOLS

Appears only on reels 1, 3 and 5
3x trigger 5 Free Spins

During Free Spins, reels 2, 3 and 4 spin together as a GIANT Symbol.

3 more Free Spins are awarded during the round every time 3x hit. No limits!



Special reels are in play during the Free Spins Round.



This is the MONEY SYMBOL. is present on all reels.

Each spin takes a random value from a predefined set or it takes either MINI or MAJOR JACKPOT values.

When 6 or more hit, they trigger the MONEY RESPIN feature.

MONEY RESPIN FEATURE

The MONEY RESPIN FEATURE starts after all win combinations for the lines are paid.

The normal symbols fade away and only the symbols that triggered the feature remain.

The normal reels are replaced with special reels containing only symbols and empty spaces.

You start with 3 respins. All symbols that hit after each respin remain on the screen until the end of the round.

Every time at least one symbol hits, the number of respins is reset to 3.

The round continues until respins are finished or all positions on the screen are filled with symbols.

When the MONEY RESPIN feature is complete, the values of all symbols are added and the game pays the total amount. If all 15 positions are filled, you also win the MEGA JACKPOT.

The MONEY RESPIN feature is available during the Free Spins Round.

All symbols pay from left to right on selected paylines. Free Spins win is added to the payline win.
 All wins are multiplied by bet per line.
 Only the highest win is paid per line.





SPACE and ENTER buttons on the keyboard can be used to start and stop the spin.

The theoretical RTP of this game is 96 %

Malfunction voids all pays and plays

HOW TO PLAY

Click the  or  buttons to change the bet value and open the bet menu.
 Select the bet you want to use in the game.

Press the SPIN button to play.


MAIN GAME INTERFACE


 opens the SETTINGS menu that contains settings which affect the way the game is being played.

 opens the Information page

CREDIT and BET labels show the current balance and current total bet.
 Click on the labels to switch between coins view and cash view.

and  change up or down the current bet and open the bet menu, where you can change the bet denominations.

 starts the game

 opens the automatic play menu

SETTINGS MENU

QUICK SPIN – Selects the Quick Spin setting for game reels to start automatically and stop as soon as released

INTRO SCREEN – toggles the introductory screen on and off

AMBIENT – toggles the ambient sound and music in the game on and off

SOUND FX – toggles the game's sound effects on and off

GAME HISTORY – opens the game history page

INFORMATION SCREEN

 and  scroll between information pages

 closes the information screen

BET MENU

The bet menu shows the number of lines available in the game, and the current total bet in both coins and cash.

Use the  and  buttons in the COINS PER LINE and COIN VALUE fields to change the values.

AUTOPLAY

Click on the buttons showing the number of possible auto-spins to start Autoplay

SKIP SCREENS option auto-skips the feature introduction and end screens after a short period of time